

Revolving Doors |  
Portes Tournantes |

**Puertas Giratorias**  
**gs - color**

Portas Giratórias |  
Karusselltüren |



**grupsa.com**



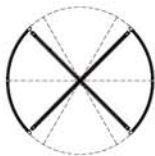
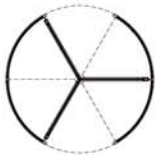
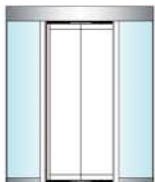
# GS-COLOR

The door **GS-COLOR** of **Grupsa System** is characterized by its **Lightness** and **Flexibility**, as well as its **Transparency** because of its **Lack of Shaft**. It can be easily **Adapt** to any **Style and Pocket** due to the **Addition or Elimination** of many standard and optional **Items** that can incorporate, choosing from the colour of the door to automation; **Protecting** from **Noise, Dust and Dirt** and **Reducing** the **Costs of Air Conditioning and Heating**, and bringing **Elegance and Prestige** to any building.

Technical Specifications	
<b>Dimensions</b>	
Overall Standard Height	2400 mm
Number of Leaves	3 ó 4
Canopy	200 mm
Leaves Glazing	Laminated Clear glass 8 mm
Curved Sides Glazing	Laminated Clear glass 8 mm
Standard Diameter	1800-4000 mm
Standard Free Passage	830-2750 mm
Shaft	No
○ Dimensions or Design	Special
○ Glazing	Special
○ Canopy	Special
<b>Automation GS-RD</b>	
Revolving	Manual or Automatic
Control Unit	Servodriver Brushless
Transmission	Gear Box
Acceleration	Automatic
Control Display	LCD 7 functions
Texts in Display	LCD Multilanguage
Auto diagnostic	Breakdowns, History, Next service
Rotation Normal Speed	Adjustable 1-4 r.p.m.
Breaks Speed	Adjustable Type ABS
Permanent Rotation Speed	Adjustable 0,5-4 r.p.m.
Disabled Speed	Adjustable
○ Control Display Extension	45-70 m
○ Remote Control	Through Módem
○ Messages System	RD- Voice
<b>Electric Characteristics</b>	
Main Power Supply	220-240 V AC frequency 50/60 Hz
○ Optional Main Power Supply	110-115 V AC frequency 50/60 Hz
Consume	225 W
Operation Temperature	5 °C a 40 °C
○ Electrical Box Extension	45-70 m

Technical Specifications	
<b>Activation y Safety</b>	
Stop obstacle detection	Automatic
Infrared Activation Sensor	Embedded in the ceiling
○ Upper obstacle detection Sensor	Infrared
○ Vertical Safety Photocell	Inner and Outer
Active Vertical Strips	In Curved Sides
○ Passive Vertical Strips	In Curved Sides
○ Bottom Horizontal Strips	In Leaves
○ Homologated Disabled Button	Inner and Outer
○ Homologated Emergency Stop Button	Inner and Outer
○ Access Control	Under Request
○ Speed Control	Manual Version
<b>Equipment and Surface Finish</b>	
Standard Material	Stainless Steel AISI 316 / AISI 304 Aluminium EN 10204 / Brass DIN 17660 Copper DIN 1787 / Bronze DIN 17662
Standard Surface Finish	S/ASTM no 4 Matt / S/ASTM no 8 Brilliant Mirror Powder Coated RAL K-7 210 Colours / Anodized
○ Push Handles	Vertical in Stainless Steel Brilliant Mirror
○ Electromagnetic lock	Outer Leaf
○ Spot Lights	2 units 220v
Mechanical Lock	Inner or Outer Leaf
Tightness Brushes	In Leaves
Ceiling	Aluminium white color RAL 9010 Registrable
○ Ceiling	Same material as the door
Roof	Damp-proof wood panel T=10 mm
○ Roof	Waterproof Cover
○ Roof	Same material as the door
○ Mat Ring	Stainless Steel
○ Curved Doors for Night Locking	Glazed or Solid
○ Air Curtain	For Heater
○ Drainage System	For rain water
○ Surface Finish	Aged, Steel, Other surface finishes
<b>Standards and Certifications</b>	
CE Mark	Report SGS N° 2107/0891-CER
ISO 9001:2000 Certificate	ER-0674/2001
Electromagnetic Compatibility	2004/108/EEC
Machines Safety	98/37/EEC
Low Voltage	2006/95/EEC

○ Optional Equipment



Standard Dimension			
Reference	Diameter	Free Passage	No Leaves
GSC 1803	1800	848	3
GSC 2003	2000	948	3
GSC 2203	2200	1048	3
GSC 2403	2400	1148	3
GSC 2603	2600	1248	3
GSC 2803	2800	1348	3
GSC 3003	3000	1448	3
GSC 3203	3200	1548	3
GSC 3403	3400	1648	3
GSC 3603	3600	1748	3
GSC 3803	3800	1848	3
GSC 4003	4000	1948	3
GSC 1804	1800	1230	4
GSC 2004	2000	1371	4
GSC 2204	2200	1513	4
GSC 2404	2400	1654	4
GSC 2604	2600	1796	4
GSC 2804	2800	1937	4
GSC 3004	3000	2078	4
GSC 3204	3200	2220	4
GSC 3404	3400	2361	4
GSC 3604	3600	2503	4
GSC 3804	3800	2644	4
GSC 4004	4000	2785	4



TRAFFIC OF PEOPLE THROUGH A REVOLVING DOOR

VERSION	3 LEAVES	4 LEAVES	PEOPLE CAPACITY PER MINUTE	APPLICATION	REMARKS
Manual / Automatic			30 - 60		Pedestrians
Manual / Automatic			60 - 90		Pedestrians with luggage
Automatic			90 - 120		Access for the Disabled and Supermarket Trolleys

Distributed by: